

**NORTON**

SAINT-GOBAIN

**clipper**

**CONFIDENCE  
FROM DAY  
ONE**

FLOOR SOLUTIONS  
FROM NORTON CLIPPER

  
**SAINT-GOBAIN**

Saint-Gobain Abrasives  
European Headquarters  
251 Rue de l'Ambassadeur  
78700 Conflans  
France

Tel: +33 (0)1 34 90 40 00  
Fax: +33 (0)1 34 90 43 97



[www.nortonabrasives.com](http://www.nortonabrasives.com)

[www.youtube.com/NortonAbrasivesEMEA](https://www.youtube.com/NortonAbrasivesEMEA)

Norton is a registered trademark of Saint-Gobain Abrasives.  
Form # 4407

**SEAM**<sup>™</sup>  
[www.seam.earth](http://www.seam.earth)

  
**SAINT-GOBAIN**





# INTRODUCING OUR NEW FLOOR SOLUTIONS RANGE THAT'S **CONFIDENT** FROM DAY ONE

The new floor solutions range from Norton Clipper offers a complete range of machines and tools designed to put you in control. From small repairs to large projects, get excellent results from day one.

## CONTENTS

OUR NEW RANGE	04 - 07
MACHINE OVERVIEW AND TOOL COMPATIBILITY	08 - 13
APPLICATIONS	14 - 21
MACHINES	22 - 39
TOOLS	40 - 58
TOOLS FOR CONCRETE	44 - 53
TOOLS FOR CLEANING	54 - 55
TOOLS FOR WOOD	56 - 59
VACUUMS	60 - 69



CG 550

CG 450 UNO

CG 280

CG CLEAN 430

CG 650

CG MULTI 430

CG 550 UNO

CG WOOD 430

CG 400

# INTRODUCING OUR NEW FLOOR SOLUTIONS RANGE THAT'S **CONFIDENT** FROM DAY ONE

Experience the power and precision of Norton Clipper floor solutions – a cutting edge range of floor grinding machines and tools designed to transform any surface. Our expertly crafted machines are the new secret to achieving flawless results on your floors.

Proudly partnered with our wide range of compatible tools, no task is too big or too small for this versatile new collection. Effortlessly grinding, preparing, polishing, cleaning and even sanding to achieve perfect and long-lasting results. Discover the power and potential of the Norton Clipper floor solutions range and transform your floors into works of art.



# ACHIEVE UNPARALLELED QUALITY WITH CONFIDENCE

Whether you're looking to remove old coatings, level uneven concrete floors, polish to a brilliant shine, clean almost any surface or even master the art of sanding wooden flooring, this new range of machines and tailored tools is designed to deliver brilliance every time. With handy application guides and product selection charts throughout this brochure, you can be confident that you have selected the right partner for the job with Norton Clipper.

PRODUCT KEY DESCRIPTION

CG 280				CG MULTI 430					CV 270		
C	G	28	0	C	G	MULTI	43	0	C	V	270
CLIPPER	GRINDER	WORKING WIDTH 280mm	MACHINE REVISION	CLIPPER	GRINDER	MULTI- PURPOSE	WORKING WIDTH 430mm	MACHINE REVISION	CLIPPER	VACUUM	AIR FLOW 270 m³/h



**SURFACE PREPARATION  
AND GRINDING**

Before either laying a new surface or progressing to polishing steps, the floor must be adequately prepared and levelled. This often requires removing old coatings or residues such as glue, paint, epoxy or mastic. To ensure a seamless and level surface, grinding is a crucial step to lay a smooth foundation before further finishing steps.



**POLISHING**

After proper preparation, a series of progressive polishing steps are undertaken, starting with a rough grit and gradually moving towards a finer grit range. This process often includes the application of a chemical hardener to achieve a high level of floor polish.



**CLEANING**

Whether finalising a newly laid floor, conducting interim cleaning or restorative cleaning, a floor cleaning machine will impart a high quality, professional finish.



**SANDING**

Achieve excellence in wood flooring with dedicated machinery and tools. From refining and finishing new hardwood floors to meticulous repairs and restoration, ensure craftsmanship of the highest calibre with careful product selection.





NEW



NEW



NEW

MODEL	SINGLE HEAD HANDHELD GRINDER CG 125	SINGLE HEAD HANDHELD GRINDER CG 180	SINGLE HEAD GRINDER CG 252	SINGLE HEAD GRINDER CG 280	SINGLE HEAD GRINDER CG 400	PLANETARY 3-HEADS GRINDER CG 450 UNO
Item. No	70184628733	70184601171	70184694290	70184632723	70184632733	70184632735
EAN code	5450248396475	5450248702696	5450248596608	5450248826491	5450248826514	5450248826521
Supply voltage, V	230 V / 1 ~	230 V / 1 ~	230 / 1~	230 (110) / 1~	400 / 3~	230 (110) / 1~
Power, KW / HP	1,8 KW / 2,4 HP	2,5 KW / 3,4 HP	2,2 / 3	2,2 (1,5) / 3,0 (2,0)	4 / 5,2	2,2 (1,5) / 3,0 (2,0)
Working width, mm	125	180	250	280	400	450
Number and Ø of head, mm	1 x 125	1 x 180	1 x 250	1 x 280	1 x 400	3 x 200
Number of tools	1	1	1 disc or 4 wings	6	8	9 or 3
Tool connection	bore 22,23 mm	bore 22,23 mm	Screw or Quick fasten	Quick fasten	Quick fasten	Quick fasten
Disc rotation speed, rpm	10.000	9.500	1410	1400	1400	800
Vacuum hose connection, mm	38	38	45	40	40	40
Dimensions (LxWxH), mm			1180x520x150	650x325x790	780x450x790	730x455x1180
Weight, kg	5,9	8,4	60	70	84	117

FEATURES						
Light frame	-	-	✓	-	-	✓
Reinforced frame	-	-	-	✓	✓	-
Deadman's handle	-	-	-	✓	✓	✓
Ergonomic handle	-	-	-	-	-	-
Electric cable Length	3m	3m	0,3m	10m	10m	10m
Magnetic tool holder	-	-	-	✓	✓	✓
Working hours counter	-	-	-	✓	✓	✓
Selection of Rotation direction	-	-	-	✓	✓	✓
Wall / Edge grinding	✓	✓	✓	✓	✓	-
Variable rotation speed	-	-	-	-	-	-
Swinging head	-	-	-	✓	✓	-
Separable head from frame	-	-	-	✓	✓	-
Dual cutting mode	-	-	-	-	-	✓
Metal gear box	-	-	-	-	-	✓
Rapid vacuum connection	-	-	-	✓	✓	✓
Rapid water connection	-	-	-	-	-	-
Water tank	-	-	-	-	-	Optional
Extra weight	-	-	-	-	-	Optional
Hook and Loop adapter (for polishing pads and/or non-woven tools)	-	-	-	-	-	Optional



MACHINE OVERVIEW



NEW



NEW



NEW



NEW



NEW





































































































































































































NEW

MODEL	PLANETARY 3 HEADS GRINDER CG 550 UNO	PLANETARY 3 HEADS GRINDER CG 550	PLANETARY 3 HEADS GRINDER CG 650	ALL IN ONE MULTIPURPOSE MACHINE CG MULTI 430	PLANETARY 4 HEADS WOOD SANDER CG WOOD 430	ORBITAL CLEANING MACHINE CG CLEAN 430
Item. No	70184632737	70184632738	70184632747	70184632739	70184632746	70184632740
EAN code	5450248826545	5450248826552	5450248826705	5450248826569	5450248826699	5450248826576
Supply voltage, V	230 / 1~	400 / 3~	400 / 3~	230 (110) / 1~	230 (110) / 1~	230 (110) / 1~
Power, KW / HP	2,2 / 3,0	4,1 / 5,5	7,5 / 10	2,2 (1,5) / 3,0 (2,0)	2,2 (1,5) / 3,0 (2,0)	1,5 (1,5) / 2,0 (2,0)
Working width, mm	550	550	650	430	430	430
Number and Ø of head, mm	3 x 200	3 x 200	3 x 240	Planetary 4 heads x 140 or Pad holder x 420 or Cleaning brush x 430	Planetary 4 heads x 150 or Pad holder x 420	Cleaning brush x 430 or Pad holder x 430
Number of tools	9 or 3	9 or 3	18, 9 or 3	9, 3 or 1	4 or 1	1
Tool connection	Quick fasten	Quick fasten	Quick fasten	Quick fasten	Easy fasten	Screw fasten
Disc rotation speed, rpm	800	600-1000	600-1300	800 (Planetary heads) 140 (Pad holder)	800 (Planetary heads) 140 (Pad holder)	1400
Vacuum hose connection, mm	40	40	40	40	40	40
Dimensions (LxWxH), mm	900x560x1180	1200x570x1250	1200x690x1210	700x460x1320	630x420x1250	630x430x1280
Weight, kg	122	220	350	83	50	40

FEATURES						
Light frame	✓	-	-	✓	✓	✓
Reinforced frame	-	✓	✓	-	-	-
Deadman's handle	✓	-	-	✓	✓	✓
Ergonomic handle	-	✓	✓	-	-	-
Electric cable Length	10m	0.3m	0.3m	10m	10m	10m
Magnetic tool holder	✓	✓	✓	✓	-	-
Working hours counter	✓	✓	✓	-	-	-
Selection of Rotation direction	✓	✓	✓	-	-	-
Wall / Edge grinding	-	-	-	-	-	-
Variable rotation speed	-	✓	✓	-	-	-
Swinging head	-	-	-	-	-	-
Separable head from frame	-	-	-	-	-	✓
Dual cutting mode	✓	✓	✓	-	-	-
Metal gear box	✓	✓	✓	✓	✓	-
Rapid vacuum connection	✓	✓	✓	✓	-	-
Rapid water connection	-	✓	✓	-	-	-
Water tank	Optional	✓	✓	✓	-	✓
Extra weight	Optional	Optional	Optional	Optional	Optional	-
Hook and Loop adapter (for polishing pads and/or non-woven tools)	Optional	Optional	Optional	✓	✓	-



TOOL COMPATIBILITY

<div><div></div></div>													
COMPATIBLE TOOLS	CG 125	CG 180	CG 252	CG 280	CG 400		CG 450 UNO	CG 550 UNO	CG 550	CG 650	CG MULTI 430	CG WOOD 430	CG CLEAN 430
Cup grinder 	 x1	 x1											
Grinding plate (PCD / Diamond) 			 x1										
CG PREP Wings 			 x4	 x6	 x8		 x9	 x9	 x9	 x18 / x9	 x9		
CG GRIND Wings 			 x4	 x6	 x8		 x9	 x9	 x9	 x18 / x9	 x9		
CG POLISH RESIN Pads Ø75mm 							 x9	 x9	 x9	 x9			
CG POLISH RESIN Pads Ø140mm 											 x3		
CG FINISH NW Pads Ø140mm 											 x3		
CG FINISH NW Pads Ø200mm 							 x3	 x3	 x3				
CG FINISH NW Pads Ø240mm 										 x3			
CG FINISH NW Pads Ø430mm 											 x1		 x1
CG CLEAN BRUSH - CG MULTI 430 											 x1		
CG CLEAN BRUSH - CG CLEAN 430 													 x1
Sanding discs 											 x3	 x4	
Nonwoven beartex 											 x1	 x1	 x1





## SURFACE PREPARATION AND GRINDING

# START WITH THE BEST FOUNDATION

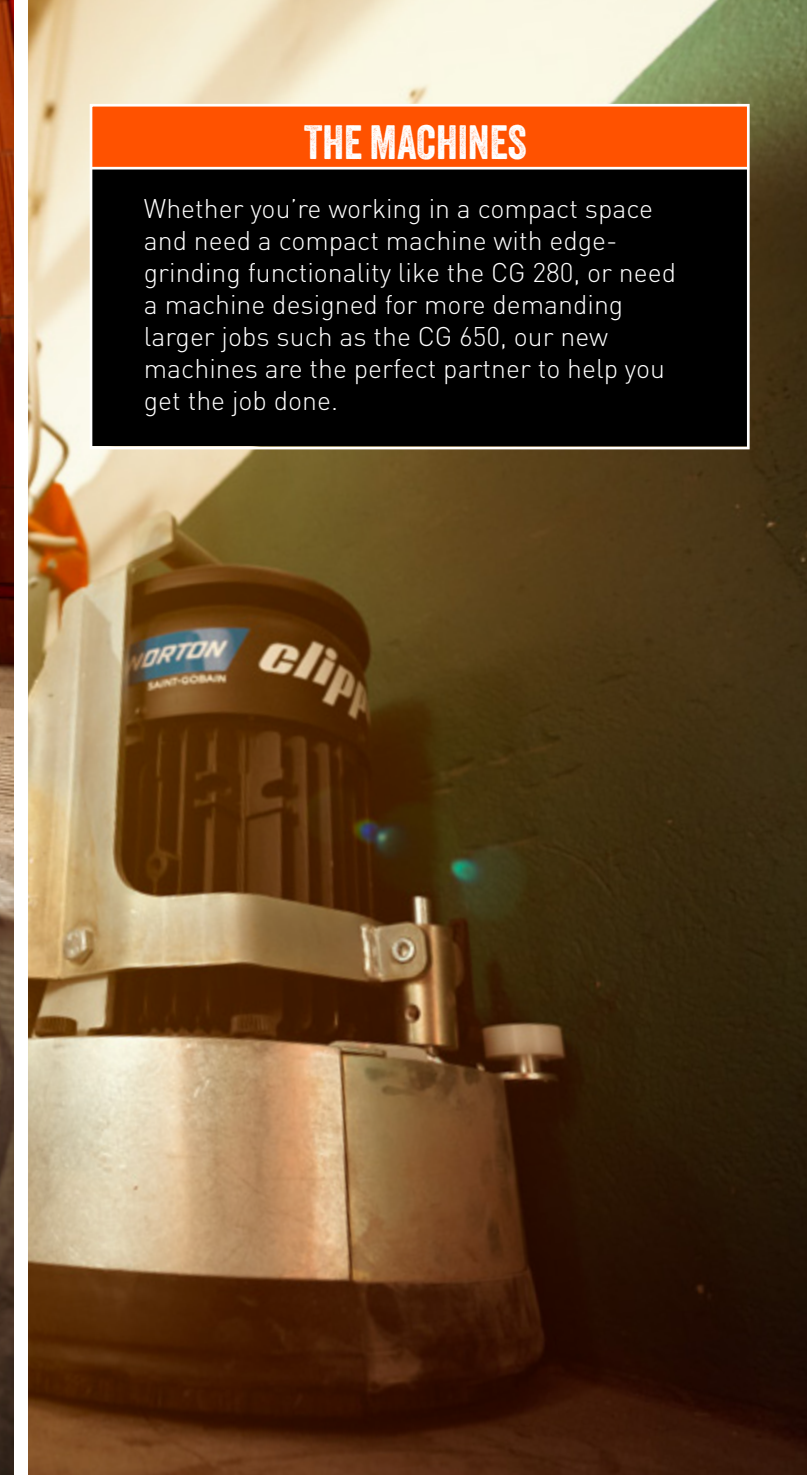
**Master the art of the perfect surface with precision, power and performance at your fingertips.**

Understanding the critical role of Surface Preparation and Grinding in construction and renovation is key. Whether it's heavy paint removal, surface leveling, adhesive residue removal, or minor repairs, our professional range of floor grinding machines and tools is crafted to put you in control.



## THE PROCESS

Floor preparation and grinding are vital steps in achieving a smooth and even surface. This process involves the removal of old glue, paint, mastic, and epoxy residues left from prior flooring installations. Whether the goal is to lay a new surface or progress to a polishing phase, ensuring the floor is level and smooth is essential for optimal results.



## THE MACHINES

Whether you're working in a compact space and need a compact machine with edge-grinding functionality like the CG 280, or need a machine designed for more demanding larger jobs such as the CG 650, our new machines are the perfect partner to help you get the job done.



## THE TOOLS

Simple, easy to navigate and reliable. Our range of PCD and Grinding wings has been designed with you in mind. Colour-coded and quick fastening, achieve excellent results with minimal downtime.



## POLISHING

# ACHIEVING BRILLIANCE THROUGH POLISHING

**Whatever your required finish, achieve excellent and consistent results with the right machines and tools for the job.**

Our new range of machines, tools and chemicals is curated to put you in control of your surface finish, leaving a result that you can be proud of.

## THE PROCESS

Polishing is a method that enhances and refines the surface of a concrete floor, giving it a sleek, reflective finish. It typically comes after floor grinding, ensuring a uniform appearance by removing any flaws. This multi-step procedure uses progressively finer grit abrasives in each phase to achieve the targeted smoothness and shine.

## THE MACHINES

Achieve results you can be confident in with a versatile range of machines designed to effortlessly support you from heavy duty grinding right through to polishing and finishing. Using our Norton Clipper 3-heads planetary machines ensures that you achieve uniform and consistent results every time.

## THE TOOLS

Norton Clipper Polish Resin pads and Finish non-woven pads offer a solution for every step from surface refinement and smoothing right up to fine polishing and finishing.

The easy hook and loop fastening system allows a quick change between polishing steps helping you to achieve excellent results with minimal tool change-over time.





## CLEANING

# ACHIEVING EXCELLENCE THROUGH CLEANING

**From deep scrubbing to delicate cleaning, trust our dedicated range to help you get the job done, fast.**

The combination of a monobrush machine and cleaning brushes gives a powerful partnership to help you get the job done quickly.

## THE PROCESS


The combination of an orbital monobrush machine, non-woven pads, and brushes offers a powerful trio of cleaning solutions. The monobrush machine's versatility and ease of use, combined with the gentle yet effective cleaning action of non-woven pads and the targeted scrubbing power of brushes, ensures your floors will sparkle and shine with minimal effort.

## THE MACHINES

Whether you opt for the specialized CG Clean 430 or leverage the adaptability of the CG Multi 430, floor cleaning and maintenance becomes effortless. Transitioning the CG Multi 430 for monobrush functionality transforms this multifaceted machine from grinding to cleaning with just a few simple adjustments. For tasks solely focused on cleaning, the CG Clean 430 stands out as a dependable orbital monobrush machine, ideal for tasks ranging from gentle cleaning to tough scrubbing.

## THE TOOLS

From gentle scrubbing on soft surfaces with cleaning brushes to heavy-duty scrubbing on patios, our combination of CG Clean Brushes and Beartex NW pads are the complete addition to your arsenal of tools to tackle even the most scuffed and dirty floors.







## SANDING

# ACHIEVING FINESSE THROUGH SANDING

**Elevate your floors to unmatched quality and elegance with expert machines and tools.**

Wooden floors demand accuracy, premium quality, and unwavering attention. We've carefully handpicked and chosen only the finest machines and tools to ensure you achieve superior results.

## THE MACHINES

When dealing with wooden flooring, it's essential to have trust in your machines and tools to produce outstanding, top-tier results. The specialized CG Wood 430 with 4 planetary heads for homogeneous results, paired with everything from robust sanding discs to gentle non-woven pads for polishing, stands out as the reliable partner you can trust from day one.




## THE PROCESS

Wood floor sanding comprises three main steps: coarse leveling, medium refining, and fine polishing using specific grit discs. Alternatively, the "screen and recoat" method offers a milder touch-up, roughening the existing finish for improved new coat adhesion with the use of screen discs. This, combined with a final buff using a non-woven pad, ensures a refreshed, glossy floor appearance.

## THE TOOLS

From topcoat upkeep to routine repairs, or even when commencing a new project, choosing the right tools and techniques is pivotal in wooden flooring preparation. With Norton Clipper you can have confidence in a flawless finish, where every grain and groove shines with precision and care.





A close-up, high-angle shot of a person's hands and arms as they operate a power tool, likely a sander or grinder, on a light-colored concrete floor. The person is wearing orange safety gloves and a dark blue long-sleeved shirt. The tool has a black motor housing and a white base. The scene is illuminated by warm, golden light, creating strong shadows. In the top right corner, there is a black rectangular box with an orange border at the top, containing the word "MACHINES" in a bold, white, distressed font.

**MACHINES**





## FLOOR GRINDERS

# BE EMPOWERED WITH NORTON CLIPPER FLOOR GRINDERS

The Norton Clipper Floor grinders are designed to put you in control. They are robust, versatile and safe to use machines to grind and polish various types of floor surfaces. These machines are equipped with rotating discs, PCD wings, diamond wings or pads that efficiently remove coatings, adhesives and imperfections from the surface, resulting in smooth and aesthetically pleasing floors. Floor grinders come in various sizes and configurations, making them suitable for a wide range of applications from small to large residential projects.

They are widely used in construction, renovation, and maintenance projects for:

- Removal of coatings and adhesives
- Surface preparation
- Surface leveling and repair
- Concrete polishing



### DEADMAN'S HANDLE

With safety as a priority, all of our new floor grinding machines come with a deadman's handle as standard, ensuring maximum protection and peace of mind whilst operating our machines.



### QUICK FASTEN TOOL SYSTEM

Say goodbye to fiddly screws and long downtimes during tool changeover. With our advanced quick fasten tooling system, swapping products is now quick and effortless. Get back to work in record time.



### FULL METAL GEARBOX

Ensured longevity, reduced maintenance needs, and reliable performance even under the most demanding conditions of heavy-duty floor grinding tasks.



# FLOOR GRINDING



HANDHELD

1-HEAD GRINDER

PLANETARY 3-HEAD GRINDER

MULTI

WOOD

CLEAN

CG 125

CG 180

CG 252

CG 280

CG 400

CG 450 UNO

CG 550 UNO

CG 550

CG 650

CG MULTI 430

CG WOOD 430

CG CLEAN 430



ELECTRIC

ELECTRIC

ELECTRIC

**NEW**  
ELECTRIC

**NEW**  
ELECTRIC

**NEW**  
ELECTRIC

**NEW**  
ELECTRIC

**NEW**  
ELECTRIC

**NEW**  
ELECTRIC

**NEW**  
ELECTRIC

**NEW**  
ELECTRIC

**NEW**  
ELECTRIC

FLOOR PREPARATION



POLISHING



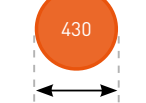
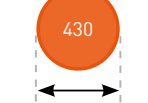
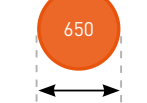
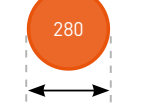
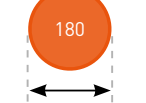
CLEANING










SANDING



WORKING WIDTH (MM)



POWER / VOLTAGE





# CG 125

This highly effective single-head grinder with a 125mm grinding width is perfect for small jobs. Its design is ideal for working on vertical surfaces and reaching difficult-to-access areas thanks to its removable side guard. The lightweight construction ensures comfort and safety during use and the vacuum hose connector and protective guard ensure a clean working environment.



## CUP GRINDERS FOR CG125

Substrate / Material	UNIVERSAL
Recommended Product	EXTREME CG COMFORT
Blade x Bore	125 x 22,23mm
Item No.	70184602648



### APPLICATIONS

FLOOR PREPARATION	● ● ○ ○ ○
POLISHING	○ ○ ○ ○ ○
CLEANING	○ ○ ○ ○ ○
SANDING	○ ○ ○ ○ ○

### PRODUCT DATA

Item No.	70184628733
EAN	5450248396475
Price (€)	####



Supply voltage	230v / 1~
Power	1,8kW / 2,4HP
Working width	125mm
Number and Ø of head	1 x 125mm
Number of tools	1

Tool connection	bore 22,23mm
Disc rotation speed RPM	10,000min <sup>-1</sup>
Vacuum hose connection	38mm
Weight	5,9kg

# CG 180

With all the flexibility of the CG 125, the CG 180 offers tougher durability in more demanding jobs. Ideal for grinding, smoothing and preparing surfaces along floor edges and walls.



## CUP GRINDERS FOR CG180

Substrate / Material	UNIVERSAL
Recommended Product	EXTREME CG COMFORT
Blade x Bore	180 x 22,23mm
Item No.	70184607657



### APPLICATIONS

FLOOR PREPARATION	● ● ○ ○ ○
POLISHING	○ ○ ○ ○ ○
CLEANING	○ ○ ○ ○ ○
SANDING	○ ○ ○ ○ ○

### PRODUCT DATA

Item No.	70184601171
EAN	5450248702696
Price (€)	####



Supply voltage	230v / 1 ~
Power	2,5kW / 3,4HP
Working width	180mm (or 125mm)
Number and Ø of head	1 x 180mm
Number of tools	1

Tool connection	bore 22,23mm
Disc rotation speed RPM	9,500min <sup>-1</sup>
Vacuum hose connection	38mm
Weight	8,4kg



# CG 252

An economical choice: The 250mm single disc grinder boasts a lightweight, compact design that's effortlessly transportable due to its foldable arm. Perfect for minor tasks, yet it packs a punch in terms of power. Its 90° adjustable grinding head and detachable front guard make it adept at tackling hard-to-reach areas. Suitable for use with both grinding discs and wings.



FOLDABLE ARM FOR TRANSPORT



THE GRINDING HEAD CAN BE ORIENTED AT 90° & THE FRONT OF THE GUARD REMOVED

### APPLICATIONS

FLOOR PREPARATION	●	●	●	○	○
POLISHING	○	○	○	○	○
CLEANING	○	○	○	○	○
SANDING	○	○	○	○	○

### OPTIONAL

QUICK FASTEN TOOL SYSTEM  
OPTIONAL PLATE ALSO FEATURING QUICK FASTEN TOOL SYSTEM  
ITEM N°: 310595882

### PRODUCT DATA

Item No.	70184694290
EAN	5450248596608
Price (€)	###,##



Supply voltage	230V / 1~
Power	2,2kW / 3HP
Working width	250mm
Number and Ø of head	1 x 250mm
Number of tools	1 disc or 4 wings

Tool connection	Screws or quick fasten
Disc rotation speed, RPM	1410min <sup>-1</sup>
Vacuum hose connection	45mm
Dimensions (LxWxH)	1180 x 520 x 1150mm
Weight	60kg

# NEW CG 280

The 280mm single disc grinder combines a compact design with high efficiency, ensuring easy transportation and accessibility to tight and challenging spaces. With its pivotable head and a tool cart featuring guided wheels on both sides, the CG280 can swiftly be converted into an efficient edge grinder.



EASY HANDLE ADJUSTMENT / FOLDABLE



DETACHABLE HEAD FROM FRAME

SWINGING OR FIXED HEAD (soft or aggressive grinding)



ALIGNMENT OF WHEELS WITH THE WALL



REMOVABLE SIDE GUARD

### APPLICATIONS

FLOOR PREPARATION	●	●	●	●	●
POLISHING	○	○	○	○	○
CLEANING	○	○	○	○	○
SANDING	○	○	○	○	○

### PRODUCT DATA

Item No.	70184632723
EAN	5450248826491
Price (€)	###,##



Supply voltage	230v / 1~
Power	2,2kW / 3HP
Working width	280mm
Number and Ø of head	1 x 280mm
Number of tools	6

DEADMAN'S HANDLE

SELECTION OF THE WORKING ROTATION DIRECTION (clock / counterclockwise)

WORKING HOURS COUNTER

EASY VACUUM CONNECTION



QUICK FASTEN TOOL SYSTEM WITH MAGNET HOLDERS

\*Available in 110V

Tool connection	Quick fasten
Disc rotation speed, RPM	1400min <sup>-1</sup>
Vacuum hose connection	40mm
Dimensions (LxWxH)	650 x 325 x 790mm
Weight	70kg



NEW CG 400

The 400mm single disc grinder, powered by a 400V supply, offers superior performance while remaining easily transportable and adept at accessing tight spaces. With its adjustable head and the tool cart equipped with guided wheels on both sides, the CG 400 can quickly transition into an efficient edge grinder. This versatility establishes it as the go-to grinder for professional floor preparation.



APPLICATIONS				
FLOOR PREPARATION	●	●	●	●
POLISHING	○	○	○	○
CLEANING	○	○	○	○
SANDING	○	○	○	○

PRODUCT DATA

Item No.	70184632733
EAN	5450248826514
Price (€)	###,##



Supply voltage	400V / 3~
Power	4kW / 5,2HP
Working width	400mm
Number and Ø of head	1 x 400mm
Number of tools	8

Tool connection	Quick fasten
Disc rotation speed, RPM	1410 min <sup>-1</sup>
Vacuum hose connection	40mm
Dimensions [LxWxH]	780 x 450 x 790mm
Weight	84kg

NEW CG 450 UNO


Despite its compact size, the three-headed CG 450 UNO machine excels in grinding and polishing, thanks to its advanced Dual Cut Technology (DCT) system and a market-exclusive full metal gearbox. Offering unparalleled value for the cost, the CG 450 UNO can also be enhanced with a wide range of optional accessories.



APPLICATIONS				
FLOOR PREPARATION	●	●	●	○
POLISHING	●	●	●	○
CLEANING	●	○	○	○
SANDING	○	○	○	○

PRODUCT DATA

Item No.	70184632735
EAN	5450248826521
Price (€)	###,##



Supply voltage	230V / 1~
Power	2,2kW / 3HP
Working width	450mm
Number and Ø of head	3 x 200mm
Number of tools	9 or 3

OPTIONAL

BLACK WATER TANK (8L)  
ITEM N°: 310593070

ADDITIONAL WEIGHT  
ITEM N°: 310593025

VELCRO ADAPTOR FOR RESIN PADS & NW  
ITEM N°: 310593073

\*Available in 110V

Tool connection	Quick fasten
Disc rotation speed, RPM	800 min <sup>-1</sup>
Vacuum hose connection	40mm
Dimensions [LxWxH], mm	730 x 455 x 1180mm
Weight	117kg




NEW CG 550 UNO

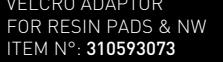
The CG 550 UNO boasts similar technical features to the CG 450 UNO but has a working width of 550mm. This three-head machine excels in grinding and polishing, equipped with the Dual Cut Technology (DCT) system and a market-exclusive full metal gearbox. Additionally, a wide range of optional accessories are available to enhance its functionality.



**OPTIONAL**



BLACK WATER TANK (8L)  
ITEM N°: 310593070



VELCRO ADAPTOR FOR RESIN PADS & NW  
ITEM N°: 310593073



ADDITIONAL WEIGHT  
ITEM N°: 310593025

APPLICATIONS				
FLOOR PREPARATION	●	●	●	○
POLISHING	●	●	●	○
CLEANING	●	○	○	○
SANDING	○	○	○	○

PRODUCT DATA

Item No.	70184632737
EAN	5450248826545
Price (€)	###,##



3HP



2,2kW



230V

Supply voltage	230V / 1~
Power	2,2kW / 3HP
Working width	550mm
Number and Ø of head	3 x 200mm
Number of tools	9 or 3

Tool connection	Quick fasten
Disc rotation speed, RPM	800min <sup>-1</sup>
Vacuum hose connection	40mm
Dimensions (LxWxH)	900 x 560 x 1180mm
Weight	122kg

NEW CG 550

The CG 550, a 400V machine, is engineered for demanding tasks. Equipped with three heads, the Dual Cut Technology (DCT) system, a sturdy frame, a full metal gearbox, an ergonomic handle, adjustable speed, and a 46L water tank, it ensures premium, effortless outcomes.



**OPTIONAL**



ADJUSTABLE WEIGHTS  
ITEM N°: 310593066

APPLICATIONS				
FLOOR PREPARATION	●	●	●	●
POLISHING	●	●	●	●
CLEANING	●	○	○	○
SANDING	○	○	○	○

PRODUCT DATA

Item No.	70184632738
EAN	5450248826552
Price (€)	###,##



5,5HP



4,1kW



400V

Supply voltage	400V / 3~
Power	4,1kW / 5,5HP
Working width	550mm
Number and Ø of head	3 x 200mm
Number of tools	9 or 3

Tool connection	Quick fasten
Disc rotation speed, RPM	600 - 1000min <sup>-1</sup>
Vacuum hose connection	40mm
Dimensions (LxWxH)	1200 x 570 x 1250mm
Weight	220kg



NEW CG 650

The CG 650 stands as the most formidable machine within the Norton Clipper floor grinding lineup. Mirroring the design and robust features of the CG 550, it's tailored for demanding tasks. With three heads, the Dual Cut Technology (DCT) system, a sturdy frame, an all-metal gearbox, an ergonomic handle, adjustable speed, and a 46L water tank, it ensures superior, seamless outcomes for expansive projects.



**OPTIONAL**

ADJUSTABLE WEIGHTS  
ITEM N°: 310593067

VELCRO ADAPTOR FOR RESIN PADS & NW  
ITEM N°: 310593074

APPLICATIONS

FLOOR PREPARATION	●	●	●	●	●
POLISHING	●	●	●	●	●
CLEANING	●	○	○	○	○
SANDING	○	○	○	○	○

PRODUCT DATA

Item No.	70184632747
EAN	5450248826705
Price (€)	###,##



Supply voltage	400V / 3~
Power	7,5kW / 10HP
Working width	650mm
Number and Ø of head	3 x 240mm
Number of tools	18, 9 or 3

Tool connection	Quick fasten
Disc rotation speed, RPM	600-1300min <sup>-1</sup>
Vacuum hose connection	40mm
Dimensions (LxWxH)	1200 x 690 x 1210mm
Weight	350kg

NEW CG MULTI 430

The CG MULTI 430 stands out as the most adaptable machine in the lineup. Beyond grinding and polishing, it's suitable for floor preparation, cleaning, and even wood sanding due to its specialized and standard-included tool holders. Its wheels can either elevate or touch the floor based on the specific task. This unique versatility, unmatched in the market, makes it perfect for rental needs.



APPLICATIONS

FLOOR PREPARATION	●	●	●	○	○
POLISHING	●	●	●	○	○
CLEANING	●	●	●	○	○
SANDING	●	●	●	○	○

**OPTIONAL**

ADDITIONAL WEIGHT  
ITEM N°: 310593025

\*Available in 110V

PRODUCT DATA

Item No.	70184632739
EAN	5450248826569
Price (€)	###,##



Supply voltage	230V / 1~
Power	2,2kW / 3HP
Working width	430mm
Number and Ø of head	Planetary: 3 heads x 140 Pad holder: 1 x 420
Number of tools	9, 3 or 1

Tool connection	Quick fasten
Disc rotation speed, RPM	800min <sup>-1</sup> (Planetary heads) 140min <sup>-1</sup> (Pad holder)
Vacuum hose connection	40mm
Dimensions (LxWxH)	700 x 460 x 1320mm
Weight	83kg



NEW CG WOOD 430

The CG WOOD 430 boasts a counter-rotating planetary sander equipped with four heads and a Nonwoven pad holder, making it the optimal choice for pre-grinding, sanding, oiling, brushing, and finishing hardwood and parquet flooring. Powered by a robust 3HP engine and characterized by its user-friendly and safe operation, it stands out as a multifaceted sander.

INCLUDED



NONWOVEN  
PAD HOLDER



4 HEADS PLANETARY

FOLDABLE  
HANDLE

DEADMAN'S  
HANDLE

EASY HANDLE  
ADJUSTMENT

DUAL WORKING MODE:  
EITHER GROUNDED WHEELS WITH  
PLANETARY HEADS OR LIFTED  
WHEELS WITH MONO BRUSH



NON-MARKING  
AND LIFTABLE WHEELS



METAL GEAR  
BOX

FLEXIBLE SKIRT FOR  
MAXIMAL DUST SUCTION

APPLICATIONS

FLOOR PREPARATION	●	●	●	●	●
POLISHING	●	●	●	●	●
CLEANING	●	●	●	●	●
SANDING	●	●	●	●	●

\*Available in 110V

PRODUCT DATA

Item No.	70184632746
EAN	5450248826699
Price (€)	###,##



3HP 2,2kW 230V

Supply voltage	230V / 1~
Power	2,2kW / 3HP
Working width	430mm
Number and Ø of head	Planetary: 4 heads x 150 Pad holder 1 x 420
Number of tools	4, 1

Tool connection	Easy fasten
Disc rotation speed, RPM	800min <sup>-1</sup> (Planetary heads) 140min <sup>-1</sup> (Pad holder)
Vacuum hose connection	40mm
Dimensions (LxWxH)	630 x 420 x 1250mm
Weight	50kg


NEW CG CLEAN 430

The CG CLEAN 430 is a versatile single-brush unit, perfect for tasks like dewaxing, shining, and micro-sanding, while also being gentle enough for delicate surfaces like carpets and rugs. Its head seamlessly adapts to both even and uneven floors. Thanks to the roto-orbital mechanism, the machine offers both stability and easy maneuverability. Additionally, the quick-detach feature of the head, combined with dual handles, ensures easy transportation without compromising on durability and sturdiness.


INCLUDED



NONWOVEN  
PAD HOLDER



CLEANING BRUSH



ORBITAL SYSTEM

APPLICATIONS

FLOOR PREPARATION	●	●	●	●	●
POLISHING	●	●	●	●	●
CLEANING	●	●	●	●	●
SANDING	●	●	●	●	●

\*Available in 110V

PRODUCT DATA

Item No.	70184632740
EAN	5450248826576
Price (€)	###,##



2HP 1,5kW 230V

Supply voltage	230V / 1~
Power	1,5kW / 2HP
Working width	430mm
Number and Ø of head	Brush: 1 x 430 NW pad holder: 1 x 430
Number of tools	1

Tool connection	Screw-fasten
Disc rotation speed, RPM	1400 min <sup>-1</sup>
Vacuum hose connection	40mm
Dimensions (LxWxH)	630 x 430 x 1280mm
Weight	40kg





# TOOLS





# TOOLS

## ACHIEVING BRILLIANCE WITH PRECISION TOOLING

Comprehensive, easy to navigate and carefully curated – the new range of tools from Norton Clipper is designed to give you ultimate control. Whether it's concrete grinding or fine polishing, our versatile selection guarantees exceptional results you can trust.

With tools from PCD wings to cleaning brushes, our complete range offers a solution for:




- Concrete preparation and grinding
- Finishing and Polishing
- Cleaning
- Wood Sanding



### CONCRETE FLOORING













#### FLOOR PREPARATION/REMOVAL

##### CG PREP WINGS

	2*1/2 PCD
	1 segment + 1/2 PCD
	2 segments + 2*1/2 PCD





#### GRINDING

##### CG GRIND WINGS

	SOFT CONCRETE	MEDIUM CONCRETE	HARD CONCRETE
#16/20			
#30/40			
#60/70			
#120/140			

#### POLISHING

##### CG POLISH RESIN PADS

	ø75mm	ø140mm
#60		
#120		
#220		
#400		
#800		
#1500		

#### FINISHING

##### CG FINISH NW PADS

	ø140mm	ø200mm	ø240mm	ø430mm
#800				
#1500				
#3000				

#### CHEMICALS

##### CONCRETE HARDENER






##### CONCRETE GUARD








### CLEANING

#### CG CLEAN BRUSH

	Soft brush
	Medium brush
	Hard brush

#### BEARTEX FLOOR PADS

	Stripping
	Scrubbing
	Cleaning
	Polishing
	Buffing

### WOOD FLOORING

#### SANDING

##### SELF-GRIP DISCS H231

#36
#40
#50
#60
#80
#100
#120
#150
#180
#240

#### SCREENING

##### SCREENBAK DISCS Q421

#60
#80
#100
#120
#150
#180
#220

#### FINISHING AND POLISHING

##### BEARTEX FLOOR PADS

White Super Gloss





# CONCRETE PREPARATION

Whether you're starting with heavy grinding, or simply cleaning and maintaining your floor, the Norton Clipper range will empower you to get the best results.

## THE CONCRETE PREPARATION PROCESS

### 1. PREPARE



CG PREP WINGS

Before initiating grinding, polishing, or adding any decorative flooring, it's essential to adequately prep the concrete floor surface. This can include mending cracks, addressing gaps, or stripping away pre-existing coatings such as adhesives, glue, tile adhesive, epoxy or paint.

### 2. GRIND



CG GRIND WINGS

Concrete grinding typically involves multiple stages to attain a uniform and consistent surface. Initial grinding employs metal-bonded tools with low-grit diamond segments (usually ranging from 16 to 140 grit) to erase flaws and leftover coatings, revealing the concrete aggregates according to the desired finish.


### 3. STRENGTHEN



CONCRETE HARDENER LITHIUM

After the grinding phase, a hardener is typically used. This penetrates the concrete, reacting with its free lime to create molecules that fill its natural pores and cavities. The outcome is a densified, dust-proof, and water-resistant concrete, ensuring the concrete's durability and extended lifespan.

### 4. POLISH/FINISH



CG POLISH RESIN PADS & CG FINISH NW PADS

Polishing is a method that enhances and refines the surface of a concrete floor, giving it a sleek, reflective finish. It typically comes after floor grinding, ensuring a uniform appearance by removing any flaws. This multi-step procedure uses progressively finer grit abrasives in each phase to achieve the targeted smoothness and shine.


### 5. PROTECT



CONCRETE GUARD LITHIUM

Post-polishing, a guard is applied as a protective layer to seal the concrete. It provides a shield against stains, water, humidity, and chemicals, safeguarding the surface and amplifying its look. The result is a more radiant and well-protected concrete surface.

### 6. CLEAN/MAINTAIN



CG CLEAN BRUSH & BEARTEX PADS


The combination of a mono-brush machine, non-woven pads, and cleaning brushes offers a powerful trio of cleaning solutions. The mono-brush machine's versatility and ease of use, combined with the gentle yet effective cleaning action of non-woven pads and the targeted scrubbing power of brushes, ensures your floors will sparkle and shine with minimal effort.



# FLOOR PREPARATION

## STEP 1

Before initiating grinding, polishing, or adding any decorative flooring, it's essential to adequately prep the concrete floor surface. This can include mending cracks, addressing gaps, or stripping away pre-existing coatings such as adhesives, glue, tile adhesive, epoxy or paint.



TILE GLUE



EPOXY



PAINT



ROUGH CONCRETE

### PCD TOOLS ARE EXPERTLY CRAFTED FOR THESE TASKS:

- With sharp edges, PCD segments effectively grind through coatings, making them ideal for significant material removal tasks, like surface levelling or eliminating dense coatings.
- Whereas traditional metal-bonded diamond tools may become clogged when grinding coatings or adhesives, PCD tools provide superior debris clearance and are less susceptible to clogging during the grinding process.

## CHOOSE THE RIGHT PRODUCT FOR YOUR APPLICATION!



CG PREP WINGS PCD 1

This is the most aggressive option, cutting through thick coatings quickly and efficiently



CG PREP WINGS PCD 2

Combining PCD with 1 diamond segment, these wings are less aggressive than PCD1 wings, leaving a smoother finish thanks to the diamond segment which helps to even out rough scratches left by the PCD.



CG PREP WINGS PCD 3

With two diamond segments, these tools are the ideal choice for lighter stock removal where surface finish is more important.

## NEW CG PREP WINGS



Norton Clipper CG Prep wings are ideal for removing old coatings, paint, residue and even smoothing uneven concrete flooring. Made with polycrystalline diamond and diamond segments, Norton Clipper CG Prep wings are available in three options tailored to your application, from heavy stock removal to lighter smoothing. What's more, the quick-fasten system allows you to change tools with ease, minimising downtime.

- **Made of :** PCD (polycrystalline diamond) and diamond segments
- **Working direction:** Counter-clockwise
- **Ideal for :** Removing all types of coating such as paint, epoxy, resin, glue, and can also be used to smooth very rough and uneven concrete flooring
- **Fastening system:** Quick Fasten

GRIT	QUANTITY PER BOX	ITEM NO.	EAN	PRICE (€)
CG PREP WINGS PCD 1				
2*1/2 PCD	9	70184632771	5450248827399	###.##
	6	70184633087	5450248833406	###.##
	4	70184633093	5450248833437	###.##

GRIT	QUANTITY PER BOX	ITEM NO.	EAN	PRICE (€)
CG PREP WINGS PCD 2				
1 segment + 1/2 PCD	9	70184632772	5450248827405	###.##
	6	70184633091	5450248833413	###.##
	4	70184633094	5450248833444	###.##

GRIT	QUANTITY PER BOX	ITEM NO.	EAN	PRICE (€)
CG PREP WINGS PCD 3				
2 segments + 2*1/2 PCD	9	70184632773	5450248827412	###.##
	6	70184633092	5450248833420	###.##
	4	70184633095	5450248833451	###.##



ONLY FOR CG252  
SEE PAGE 30

## PLATE PCD CG 252 RESINS



- For removal of paints, resins, elastic glues, and other flexible materials.
- PolyCrystalline Diamond (PCD) plate designed for the fast removal of glue, epoxy, resins & paint.

NAME	PCD ELEMENTS	ITEM No.	EAN	PRICE (€)
PCD CG 252	12pcs	70184603278	5450248753834	###.##





GRINDING

STEP 2

Concrete grinding typically involves multiple stages to attain a uniform and polished surface. Initial grinding employs metal-bonded tools with low-grit diamond segments (usually ranging from 16 to 120 grit) to erase flaws and leftover coatings, revealing the concrete aggregates according to preference.

DIAMOND WINGS ARE PERFECT FOR THIS APPLICATION:













- Made of abrasive diamond particles embedded in a metal bond, they provide excellent material removal capabilities and durability.
- The complete range of grind wings offers a solution for soft, medium and hard concrete flooring. This versatile range empowers you to work with a tailored tool for your application, floor type and desired finish.

CHOOSE THE RIGHT BOND!

To get the most out of your tools, it's important to select the right product for the concrete hardness. The best way to measure the hardness of your floor is by using a "Mohs kit". However if you don't know the hardness of the floor, you can start with a tool for medium concrete and either move up or down depending on performance.

If the tool cuts aggressively but is wearing down very quickly and producing a lot of dust, it's likely that you need to switch to a tool for **soft concrete**.  
  
If you find that the tools aren't cutting well and are sliding on the surface, it's often likely that you need to switch to a tool for **hard concrete**.

CG GRIND WINGS

GRIT	CG GRIND WINGS SOFT CONCRETE	CG GRIND WINGS MEDIUM CONCRETE	CG GRIND WINGS HARD CONCRETE
#16/20			
#30/40			
#60/70			
#120/140			



NEW

CG GRIND WINGS



Norton Clipper CG Grind wings provide excellent material removal and long life. Available in various bond hardness and grit sizes, this versatile range enables you to find the perfect solution for your application and concrete hardness with our easy-to-navigate colour coded selection. The quick-fasten system allows you to change tools with ease, minimising downtime.

- **Ideal for :** Preparing the floor, levelling out unevenness, stripping away thin layers such as paint, or exposing the aggregate prior to polishing the concrete.
- **Made of :** Diamond powder in a metal bond
- **Fastening system:** Quick Fasten

GRIT	QUANTITY PER BOX	ITEM NO.	EAN	PRICE (€)
CG GRIND WINGS SOFT - SOFT CONCRETE				
16/20	9	70184632786	5450248827542	###.##
	6	70184633096	5450248833499	###.##
	4	70184633100	5450248833536	###.##
30/40	9	70184632787	5450248827559	###.##
	6	70184633097	5450248833505	###.##
	4	70184633101	5450248833543	###.##
60/70	9	70184632788	5450248827566	###.##
	6	70184633098	5450248833512	###.##
	4	70184633102	5450248833550	###.##
120/140	9	70184632789	5450248827573	###.##
	6	70184633099	5450248833529	###.##
	4	70184633103	5450248833567	###.##



CG GRIND WINGS MEDIUM - MEDIUM CONCRETE				
16/20	9	70184632790	5450248827580	###.##
	6	70184633104	5450248833604	###.##
	4	70184633108	5450248833642	###.##
30/40	9	70184632791	5450248827597	###.##
	6	70184633105	5450248833611	###.##
	4	70184633109	5450248833659	###.##
60/70	9	70184632792	5450248827603	###.##
	6	70184633106	5450248833628	###.##
	4	70184633110	5450248833666	###.##
120/140	9	70184632793	5450248827610	###.##
	6	70184633107	5450248833635	###.##
	4	70184633111	5450248833673	###.##



CG GRIND WINGS HARD - HARD CONCRETE				
16/20	9	70184632794	5450248827627	###.##
	6	70184633112	5450248833574	###.##
	4	70184633116	5450248833710	###.##
30/40	9	70184632795	5450248827634	###.##
	6	70184633113	5450248833581	###.##
	4	70184633117	5450248833727	###.##
60/70	9	70184632796	5450248827641	###.##
	6	70184633114	5450248833697	###.##
	4	70184633118	5450248833734	###.##
120/140	9	70184632797	5450248827658	###.##
	6	70184633115	5450248833701	###.##
	4	70184633119	5450248833741	###.##





# THE GRD252 S GRINDING PLATES


- The GRD252 S grinding plates are designed for 250mm grinding machines.
- Compatible machines 12 segments fitted on a 4-hole 250mm plate.

DESCRIPTION	NAME	SEGMENTS QTY X W / H / L (mm)	ITEM No.	EAN	PRICE (€)
Hard bond segments for soft floors	GRD252 S SOFT Blue	12x 10/10/40	70184629625	5450248404804	###,##
Medium bond segments for universal floors	GRD252 S MEDIUM Green	12x 10/10/40	70184627119	5450248372684	###,##
Soft bond segments for hard floors	GRD252 S HARD Red	12x 10/10/40	70184629626	5450248404811	###,##

ONLY FOR CG252  
SEE PAGE 30



ONLY FOR CG252  
SEE PAGE 30



# THE GRD252 GRINDING PLATES

- The GDR252 grinding plates are designed for heavy, in-depth grinding.
- 20 segments fitted on a 8-hole 250mm plate.

DESCRIPTION	NAME	SEGMENTS QTY X W / H / L (mm)	ITEM No.	EAN	PRICE (€)
Hard bond segments for soft floors	GRD252 SOFT Blue	25x 10/10/40	70184627116	5450248372646	###,##
Medium bond segments for universal floors	GRD252 MEDIUM Green	25x 10/10/40	70184627117	5450248372653	###,##
Soft bond segments for hard floors	GRD252 HARD Red	25x 10/10/40	70184627118	5450248372677	###,##

# POLISHING

## STEP 3

Polishing is a method that enhances and refines the surface of a concrete floor, giving it a sleek, reflective finish. It typically comes after floor grinding, ensuring a uniform appearance by removing any flaws. This multi-step procedure uses progressively finer grit abrasives in each phase to achieve the targeted smoothness and shine.



## POLISHING RESIN BOND TOOLS:

- They offer a balance between cutting efficiency and surface refinement. Aggressive enough to smooth out the marks left by coarse grinding and soft enough to further refine/polish the surface
- As the polishing process progresses, finer grit resin bond tools are used to gradually achieve a smoother and more polished finish on the concrete surface



## FINISHING NON-WOVEN TOOLS:

- Used in the final stages of polishing concrete to achieve a higher level of shine and gloss
- Also ideal to obtain a polished concrete with a glossy finish without exposing the aggregate
- Flexible and gentle on the concrete and help bring out its natural luster while removing any remaining surface marks





NEW

CG POLISH RESIN PADS



Resin bond pads offer a perfect balance between cutting efficiency and surface refinement, aggressive enough to smooth out scratches from previous grinding steps whilst also soft enough to refine and polish the surface. The hook and loop system enables you to switch between products quickly and efficiently.

- **Made of :** Diamond powder in a resin bond
  - **Ideal for :** Polishing concrete.  
Can be used wet or dry.
- **Fastening system:** Hook and loop

DIAMETER (mm)	GRIT	THICKNESS (mm)	BOX QTY	ITEM NO.	EAN	PRICE (€)
75	60	10	9	70184632798	5450248827917	###.##
	120	10	9	70184632799	5450248827924	###.##
	220	10	9	70184632800	5450248827931	###.##
	400	10	9	70184632801	5450248827948	###.##
	800	10	9	70184632802	5450248827955	###.##
	1500	10	9	70184632803	5450248827962	###.##
140	60	5	3	70184632810	5450248827979	###.##
	120	5	3	70184632811	5450248827986	###.##
	220	5	3	70184632812	5450248827993	###.##
	400	5	3	70184632813	5450248828006	###.##
	800	5	3	70184632814	5450248828013	###.##
	1500	5	3	70184632815	5450248828020	###.##



NEW

CG FINISH NW PADS



These non-woven pads are ideal in the final stages to achieve a highly polished and glossy surface. With flexible non-woven material and resin bonds with diamond grit, these products are flexible and gentle on the surface whilst refining and removing any remaining surface marks. The easy-to-use hook and loop fastening system attaches directly to the machine plate, enabling you to switch quickly between products with ease.

- **Made of :** Non-woven pads with resin bond and diamond grit
  - **Ideal for :** Obtaining a polished concrete surface and refining marks left from previous steps to leave a high quality finish without exposing under-lying aggregate.
- **Fastening system:** Hook and loop

DIAMETER (mm)	GRIT	BOX QTY	ITEM NO.	EAN	PRICE (€)
140	800	3	70184632818	5450248827795	###.##
	1500	3	70184632819	5450248827801	###.##
	3000	3	70184632820	5450248827818	###.##
200	800	3	70184632821	5450248827825	###.##
	1500	3	70184632822	5450248827832	###.##
	3000	3	70184632823	5450248827849	###.##
240	800	3	70184632824	5450248827856	###.##
	1500	3	70184632825	5450248827863	###.##
	3000	3	70184632826	5450248827870	###.##
430	800	1	70184632827	5450248827887	###.##
	1500	1	70184632828	5450248827894	###.##
	3000	1	70184632829	5450248827900	###.##



CHEMICALS

Using chemicals like hardener and guard/sealer in floor grinding is essential to reinforce and protect the concrete and therefore extending its lifespan and reducing maintenance costs in high-traffic areas.

After the grinding phase, a hardener is typically used. This penetrates the concrete, reacting with its free lime to create molecules that fill its natural pores and cavities. The outcome is a densified, dust-proof, and water-resistant surface, ensuring the concrete’s durability and extended lifespan.



Post-polishing, a guard is applied as a protective layer to seal the concrete. It provides a shield against stains, water, humidity, and chemicals, safeguarding the surface and amplifying its look. The result is a more radiant and well-protected concrete surface



NEW

CONCRETE HARDENER LITHIUM

The Norton Clipper Concrete Hardener creates a densified, dust-proof, and water-resistant concrete with a luminous and glossy finish, giving you confidence in your floor’s durability and lifespan.

SIZE	BOX QTY	ITEM NO.	EAN	PRICE (€)
5l	1	70184632998	5450248833796	###.##



NEW

CONCRETE GUARD LITHIUM

Providing a shield against stains, water, humidity, and chemicals, the Concrete Guard will safeguard and protect your floor for the future.

SIZE	BOX QTY	ITEM NO.	EAN	PRICE (€)
5l	1	70184632999	5450248833802	###.##





# CLEANING

The combination of a monobrush machine, non-woven pads, and brushes offers a powerful trio of cleaning solutions. The monobrush machine's versatility and ease of use, combined with the gentle yet effective cleaning action of non-woven pads and the targeted scrubbing power of brushes, ensure your floors will sparkle and shine with minimal effort.

- Brushes are used for heavy-duty cleaning and scrubbing tasks. They are effective at removing tough dirt, grime, and stains from floors and other hard surfaces.
- Non-woven pads are generally used on monobrush machines for lighter cleaning and polishing applications. They are effective at removing light scuffs, restoring shine, and polishing surfaces like wood, marble, or tile. Non-woven pads are often used in retail spaces, schools, or residential areas for regular floor maintenance and polishing.

Both are available in different levels of coarseness and softness to suit various cleaning and polishing tasks.

NEW

CG CLEAN BRUSH



Whether you're cleaning delicate indoor carpets or tough outdoor patios, the CG Clean brushes designed for either the CG Clean 430 or the CG MULTI 430 will help you achieve a sparkling finish.

- The **CG Clean Brush Soft** is ideal for more delicate surfaces such as carpets, gently scrubbing to remove dirt and grime without damaging the flooring
- The **CG Clean Brush Medium** is a versatile solution for all flooring types where light to medium cleaning is required
- The **CG Clean Brush Hard** is the perfect choice for heavy duty cleaning jobs, such as terracotta, rough concrete and outdoor patios

DIAMETER (mm)	MACHINE COMPATIBILITY	FASTENING SYSTEM	BOX QTY	ITEM NO.	EAN	PRICE (€)
CG CLEAN BRUSH SOFT						
430 mm	CG MULTI 430	Quick fastening	1	70184632830	5450248828099	###.##
	CG CLEAN 430	Screw fastening	1	70184632995	5450248830894	###.##
CG CLEAN BRUSH MEDIUM						
430 mm	CG MULTI 430	Quick fastening	1	70184632831	5450248828105	###.##
	CG CLEAN 430	Screw fastening	1	70184632996	5450248830900	###.##
CG CLEAN BRUSH HARD						
430 mm	CG MULTI 430	Quick fastening	1	70184632832	5450248828112	###.##
	CG CLEAN 430	Screw fastening	1	70184632997	5450248830917	###.##



## BEARTEX FLOOR PADS



Beartex offers a wide range of floor pads from stripping right through to mirror gloss finishing. Beartex pads are ideal for use on monobrush machines for lighter cleaning and polishing applications. They are highly effective at removing light scuffs, restoring shine, and polishing surfaces like wood, marble, or tile.

DIM (mm)		GRIT	PACK QUANTITY	ITEM No.	EAN	PRICE (€)
406 Standard		White Super Gloss	5	63642585892	3157625592858	###.##
		Red Buffer	5	63642585890	3157625592841	###.##
		Beige	5	63642585873	3157625592827	###.##
		Black Super Strip	5	63642585841	3157625592698	###.##
		Green Super Scrub	5	63642585877	3157625592834	###.##
		Blue Super Clean	5	63642585868	3157625592803	###.##



### PRODUCT SELECTION

<b>Black Super Strip</b>	A thick pad that is aggressive, durable, & consistent, for wet stripping applications
<b>Green Super Scrub</b>	A heavy duty wet scrubbing pad that will remove the toughest scuff marks in heavily soiled traffic areas
<b>Blue Super Clean</b>	For general duty scrubbing or heavy spray cleaning jobs
<b>Beige / White</b>	For buffing & polishing, good for light traffic areas
<b>Red Buffer</b>	Generally used where a high gloss finish is desired when dry or spray buffing. It can also be used for light cleaning applications
<b>White Super Gloss</b>	A non-abrasive polishing/buffing pad, used dry or with a fine mist to yield a mirror gloss shine





# WOOD

## WOOD SANDING AND FINISHING



SANDING			SCREENING	FINISHING AND POLISHING
COARSE SANDING	MEDIUM SANDING	FINE SANDING		
Coarse grits [e.g 24 to 60] can be used to remove old finishes, paint and deep scratches whilst also leveling uneven floors	Medium grits [e.g 80 to 120] are used to refine the surface and eliminate imperfections	Finer grits [e.g 150 - 220] are used to create a smooth, scratch-free finish to leave you with a beautifully prepared wood floor ready for further treatment or finishing	Mesh-like abrasive screen discs are used to buff the surface before refreshing the floor's topcoat. These discs roughen the surface to allow a new layer of finish or coating to adhere to the floor	When a high-shine finish is desired, a non-woven buffing pad is used to achieve a uniform, glossy finish



## SANDING

Wood floor sanding involves three stages: coarse sanding with aggressive grit discs (36-60) to remove old finishes and level the floor; intermediate sanding with medium grit discs (80-120) to refine and correct imperfections; and fine sanding with fine grit discs (150-240) for a smooth, scratch-free surface, prepping the floor for further treatments or finishing.

### SELF-GRIP DISCS H231



H231 is ideal for fine sanding on hardwoods or coarse sanding on softwoods. Made of aluminum oxide abrasive, the semi-open/open structure reduces clogging and improves disc life.

DIM (mm)	GRIT	PACK QUANTITY	ITEM No.	EAN	PRICE (€)
150	36	50	63642551458	3157625809703	###,##
	40	100	63642531875	3157620657439	###,##
	50	100	69957360119	3157620657446	###,##
	60	100	63642519158	3157620653905	###,##
	80	100	63642546787	3157620653783	###,##
	100	100	63642531872	3157620653561	###,##
	120	100	63642531871	3157620653349	###,##
	150	100	69957360170	3157620657453	###,##
	180	100	63642536755	3157620657460	###,##
	240	100	63642546797	3157620657477	###,##



## SCREENING

The "screen and recoat" or "buff and coat" method is a less invasive alternative to full sanding, used to refresh a wood floor's topcoat. Using mesh-like screen discs, this process roughens the existing finish, ensuring a new coating adheres well. Ideal for regular maintenance and minor touch-ups, it blends the floor's field and perimeter for even stain and finish penetration, removing visible lines between areas. The result is a uniform floor appearance. Screening, often paired with a topcoat application, revives the floor's look and tackles minor flaws without a complete refinish.

### SCREENBAK DISKS Q421

These waterproof discs with silicon carbide abrasive work quickly and efficiently with excellent long life.

- Open mesh backing reduces clogging and loading
- Use a non woven pad such as Norton Beartex to mount onto your machine.
- Fast and efficient silicon carbide grain

DIM (mm)	GRIT	PACK QUANTITY	ITEM No.	EAN	PRICE (€)
406	60	10	66261120519	3157620314455	###,##
	80	10	63642536521	3157620314462	###,##
	100	10	66261120517	3157620314479	###,##
	120	10	66261120516	3157620314486	###,##
	150	10	63642536524	3157620314493	###,##
	180	10	63642515105	3157627611816	###,##
	220	10	63642552254	3157622465599	###,##





# FINISHING AND POLISHING

When a high-shine finish is desired, a non-woven buffing pad is used to achieve a uniform, glossy finish.

## BEARTEX FLOOR PADS

The Norton Beartex White Super Gloss is a non-abrasive polishing/buffing pad, ideal for gently refining, finishing and polishing wooden floors without damaging the surface.

DIM (mm)	GRIT	PACK QUANTITY	ITEM No.	EAN	PRICE (€)
406	White Super Gloss	5	63642585892	3157625592858	###.##



CONFIDENCE  
FROM DAY  
ONE





# VACUUMS





# VACUUMS

## VACUUMS YOU CAN FEEL CONFIDENT WITH

The Norton Clipper Vacuum collection is meticulously crafted to give you the upper hand. Whether you're working on wet or dry applications, our range ensures results you can trust and have confidence in.



VACUUMS

SEPARATOR

CV 270

CV 402

CV 430 P

CV 430 I

CV 170

CV 340

SCV 27



NEW

ELECTRIC



ELECTRIC



NEW

ELECTRIC



NEW

ELECTRIC



NEW

ELECTRIC



NEW

ELECTRIC



NEW





NEW

## CV 270

The Norton Clipper CV270 is a compact, robust and easy to use M class vacuum that can be used for wet and dry applications. It is ideal for industrial environments, craftsmen and construction sites. It features an ergonomic and complete control panel including, among other things, a power outlet where your machine or power tool can be plugged, a suction intensity setting and an automatic cleaning switch.



### OPTIONAL ACCESSORIES



**REMOTE CONTROL KIT**  
78072756756  
Turn your machine on and off from a distance with this special remote control kit



**BOX ADAPTOR KIT**  
78072756755  
For Tanos or Sortimo containers, to be placed on top of the vacuum itself



**TRANSPORT HANDLE KIT**  
78072756754  
A useful accessory for even easier transportation



**ANTISTATIC HOSE**  
5m - 78072757323  
7m - 78072757449  
10m - 78072757450



**ACCESSORIES KIT**  
78072756753  
Floor brush, handle, crevice tool, metal extension kit 0.50 cm (2 pieces)

### PRODUCT DATA

Item No.	70184632731
EAN	5450248826507
Price (€)	###,##



Supply voltage	230V / 1~
Power	1,35kW (motor)
Application	Dry / Wet
Cleaning	Automatic
Airflow	273 m³/h
Vacuum suction	250 mbar

Tank material	Plastic
Tank capacity	26l
Noise pressure / power,	73,4 dB(A)
Dimensions (LxWxH)	625 x 385 x 545mm
Weight	21kg
Filtration class	M


## CV 402

The CV 402 is a robust and durable extractor, reliable in both wet and dry applications. The 60L tank and removable filter combine to make this machine convenient on any jobsite, easy to maintain and efficient to use.



### PRODUCT DATA

Item No.	310436601
EAN	5450248559191
Price (€)	###,##



Supply voltage	230V / 1~
Power	2,0kW (2 motors)
Application	Dry / Wet
Cleaning	Paper bag
Airflow	380 m³/h
Vacuum suction	200 mbar
Filter	3µ

Tank material	PP
Tank capacity	60l
Noise pressure / power,	78 dB(A)
Dimensions (LxWxH)	600 x 540 x 950mm
Weight	21kg
Filtration class	L
Filter bags	Paper (5pcs) - 310387496 Cotton (5pcs) - 310387497







## NEW CV 430 P & I

The CV 430 comes in two variants: "P" with a plastic tank and "I" with a stainless steel tank. These are crafted using cutting-edge technology: they boast independent self-cooling motors, a robust tank design, an anti-foam system, an anti-collision trolley, a sturdy grip handle, and direction-adjustable wheels. Suitable for both dry and wet applications, they also feature a unique rear pipe mechanism for hassle-free water discharge.







\*Available in 110V

### CV 430 P

Item No.	70184632736				
EAN	5450248826538				
Price (€)	###,##	2,4kW	230V	DRY	WET
Supply voltage	230V / 1~				
Power	2,4kW (2 motor)				
Application	Dry / Wet				
Cleaning	Manual				
Airflow	420 m³/h				
Vacuum suction	247 mbar				
Tank material	PP				
Tank capacity	90l				
Noise pressure / power,	73,1 / 87,5 dB(A)				
Dimensions (LxWxH)	676 x 568 x 911mm				
Weight	30				
Filtration class	-				

### CV 430 I

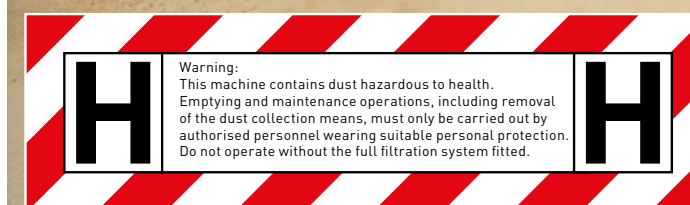
Item No.	70184632741				
EAN	5450248826583				
Price (€)	###,##	2,4kW	230V	DRY	WET
Supply voltage	230V / 1~				
Power	2,4kW (2 motor)				
Application	Dry / Wet				
Cleaning	Manual				
Airflow	420 m³/h				
Vacuum suction	247 mbar				
Tank material	Stainless steel				
Tank capacity	62l				
Noise pressure / power,	73,1 / 87,5 dB(A)				
Dimensions (LxWxH)	676 x 568 x 911mm				
Weight	30				
Filtration class	-				

## NEW CV 170

The CV 170 is a compact and vertical vacuum cleaner, HEPA certified, with manual filter cleaning PULSE system using pressure differential ensuring good suction performance with the best possible filtration. The motor in the lower rear part allows a compact, stable and highly maneuverable vacuum. The continuous bag collection system ("longo pack") avoids contamination in the working environment, helping you to maintain a clean working area with minimal hassle.





### H-CLASS CERTIFIED



\*Available in 110

### PRODUCT DATA

Item No.	70184632742	Supply voltage	230V / 1~	Tank material	Longopac
EAN	5450248826590	Power	1,1kW - 1 by pass motor	Tank capacity	-
Price (€)	###,##	Application	Dry	Noise pressure / power,	78 / 78 dB(A)
		Cleaning	Manual	Dimensions (LxWxH)	410 x 730 x 1290mm
1,1kW	230V	Airflow	170 m³/h	Weight	39kg
	DRY	Vacuum suction	230 mbar	Filtration class	ULPA 15 - H class certified



NEW CV 340

The CV 340 is a sturdy, compact and powerful machine. Guaranteed reliability with two by-pass motors, a self-cleaning design and consistent suction when you need it most. This advanced machine also features a multi-filtering system (HEPA AND PTFE), a 2,2kW power outlet, stainless steel casing and a 20L quick release tank, making it an essential vacuum that you can be confident in.



\*Available in 110V

PRODUCT DATA

Item No.	70184632743
EAN	5450248826606
Price (€)	###,##



Supply voltage	230V / 1~
Power	2,2kW -2 by-pass motors
Application	Dry
Cleaning	Automatic
Airflow	340 m³/h
Vacuum suction	230 mbar

Tank material	Stainless steel
Tank capacity	20l
Noise pressure / power,	78 / 78 dB(A)
Dimensions (LxWxH)	540 x 580 x 8505mm
Weight	35kg
Filtration class	HEPA

NEW SCV 27

The SCV 27 acts as a cyclonic pre-separator, positioned between the vacuum cleaner and the floor grinder. It significantly boosts the efficiency and capability of your vacuum from day one by collecting and separating large particles, chips, and other substantial debris. This not only enhances the capacity of the dust extractor but also prolongs the lifespan of its filters.



PRODUCT DATA

Item No.	70184632744
EAN	5450248826613
Price (€)	###,##



Application	Dry
Cleaning	Manual

Tank material	Stainless steel
Tank capacity	27l
Dimensions (LxWxH)	390 x 390 x 660mm
Weight	10kg