



ISM/ISC SUPER

FEATURES

- Water distributors connectable to optional water supply system
- Extended operating handle
- Crank controlled cutting depth adjustment
- Cutting head height setting by foot pedal and handle (ISM)

BENEFITS

- Wet cutting and dust free working conditions
- Optimum cutting pressure application
- Easy and accurate setting
- Maximum user comfort

ISM 3,75,3

Item No.	701846 13985			
EAN 13 Code	5450248 231239	7,5HP	5,5kW	400V

Supply Voltage/ Power kW	400V 3~ / 5,5kW (7,5Hp)
Fuse/Generator	32 amp / 14 kVA
Blade x bore (mm)	Ø 500 x 25,4
Tool speed RPM	2062 min ⁻¹
Max. cutting depth (mm)	190
Max. cutting length (mm)	500
Flat table size (optional) (mm)	465 x 615
Tilting table (optional) (mm)	455 x 580
Hand Arm Vibrations	< 2,5 m/s ²
Sound power / pressure level	99 dB (A) / 85 dB (A)
Dimensions (LxWxH) (mm)	1400 x 760 x 1750
Weight	248kg

ISC 3,75,3

Item No.	701846 13986			
EAN 13 Code	5450248 144861	7,5HP	5,5kW	400V

Supply Voltage/ Power kW	400V 3~ / 5,5kW (7,5Hp)
Fuse/Generator	32 amp / 14 kVA
Blade x bore (mm)	Ø 500 x 25,4
Tool speed RPM	2062 min ⁻¹
Max. cutting depth (mm)	190
Max. cutting length (mm)	750
Flat table size (optional) (mm)	710 x 615
Tilting table (optional) (mm)	710 x 610
Hand Arm Vibrations	< 2,5 m/s ²
Sound power / pressure level	99 dB (A) / 85 dB (A)
Dimensions (LxWxH) (mm)	1650 x 760 x 1750
Weight	280kg

PRODUCT FEATURES



MAX CUT DEPTH

IMPORTANT

Conveyor carts, dust collectors and water supply system are available as accessories. See selection chart below.








EXTREME UNI SILENCIO - 710846 30309



REFRACTORY - SEE RECOMMENDATION TABLE

HOW TO SELECT ISC AND ISM MASONRY SAWS AND ACCESSORIES

MAX. CUTTING LENGTH	FLAT OR MITRE CUT?	DRY OR WET CUTTING?	
		WET	DRY
ISM UP TO 500mm 	 Tilting table 0 to 45° ISM: 3100 04702 ISC: 3100 04539  Flat conveyor cart ISM: 3100 04704 ISC: 3100 04703	 Water distribution kit 3100 04732	 Hood 3100 04552 + Dust extractor bag type 3100 04544 OR Dust extractor cabinet type 3100 04536