

# CST 100/120/150

## FEATURES

- Robust conception
- Strong chrome-plated guiding bars
- Tilting head
- Delivered with a side extension table without legs (450x300mm)

## BENEFITS

- Reliable machine
- High precision cutting
- Allows cuts up to 45°
- Width of the table grows from 660 to 1110mm
- Adaptation of cutting depth

### CST 100 & 120

Also available in aluminium



ADJUSTABLE GUIDE ANGLE



SIDE EXTENSION TABLE



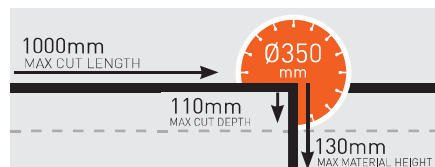
	CST100	CST120	CST150
Item No.	701846 13977	701846 14032	701846 14025
EAN 13 Code	5450248 144595	5450248 191179	5450248 189725
Supply Voltage/Power kW (Hp)	230V 1~/2,2kW (3Hp)	230V 1~/2,2kW (3Hp)	230V 1~/2,2kW (3Hp)
Fuse (Generator)	16A / 6kVA	16A / 6kVA	16A / 6kVA
Blade x bore (mm)	Ø 350 x 25,4	Ø 350 x 25,4	Ø 350 x 25,4



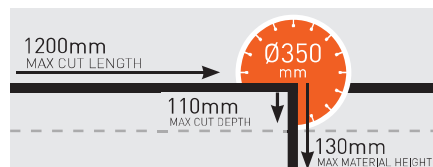
	CST100	CST120	CST150
Item No.	701846 13982	701846 13892	701846 14026
EAN 13 Code	5450248 144724	5450248 141235	5450248 189732
Supply Voltage/Power kW (Hp)	400V 3~/3kW (4Hp)	400V 3~/3kW (4Hp)	400V 3~/3kW (4Hp)
Fuse (Generator)	16A / 8kVA	16A / 8kVA	16A / 8kVA
Max. blade x bore (mm)	Ø 350 x 30	Ø 350 x 30	Ø 350 x 30

PRODUCT DATA [ALL MACHINES]	CST100	CST120	CST150
Max. cutting depth (mm)	110	110	110
Max. cutting length (mm)	1000	1200	1500
Max. material height (mm)	130	130	195
Table size (mm)	1000	1200	1500
Tool speed RPM	2800 min <sup>-1</sup>	2800 min <sup>-1</sup>	2800 min <sup>-1</sup>
Hand arm vibrations	<2,5m/s <sup>2</sup>	<2,5m/s <sup>2</sup>	<2,5m/s <sup>2</sup>
Sound power / pressure level	88,5dB (A) / 73,5db (A)	88,5dB (A) / 73,5db (A)	88,5dB (A) / 73,5db (A)
Dimensions [LxWxH] (mm)	1270 x 660 x 1350	1600 x 660 x 1350	1970 x 660 x 1350
Dimensions (without legs) (mm)	1270 x 660 x 780	1600 x 660 x 780	1970 x 660 x 780
Weight	105kg	160kg	180kg

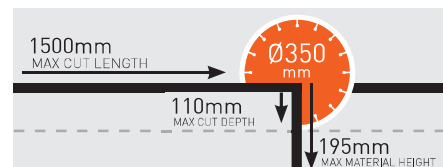
## MAX CUT DEPTH



CST 100



CST 120



CST 150